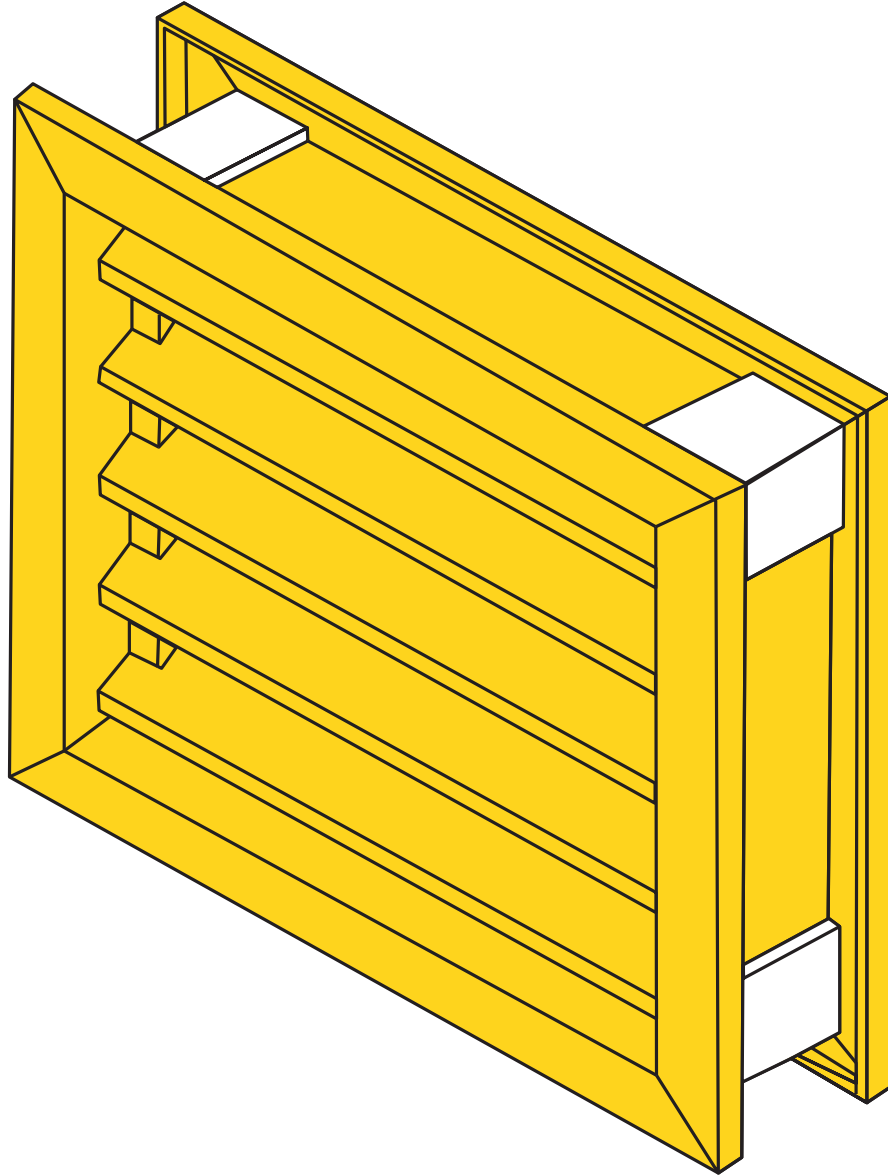


FRP FIXED WALL LOUVER

TECHNICAL FACT SHEET 50-23

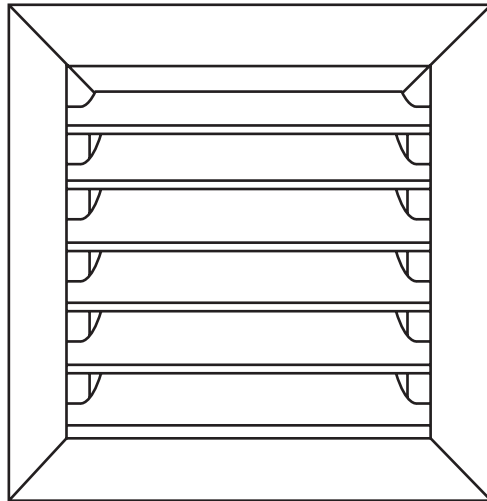


In accordance with a continuing program of product research and development, CORRIM reserves the right to change design and/or details of its products without notice. All details, drawings, and dimensions are accurate for estimating purposes at the time of publication. Specific information for job details and drawings should be obtained from CORRIM offices or distributors.

CORRIM

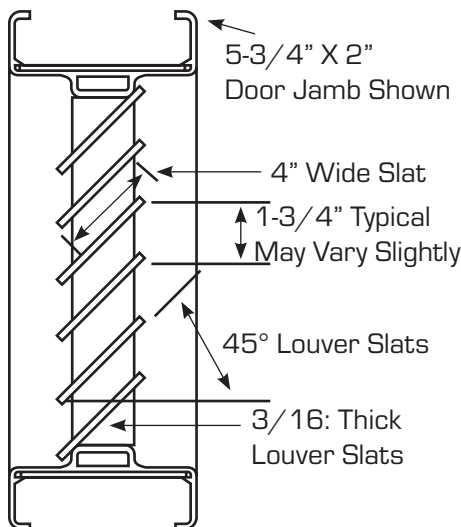
1870 Stillman Drive Oshkosh, WI 54901-1010
Phone: 920-231-2000 • Fax: 920-231-2238
www.corrim.com • info@corrim.com

WALL LOUVER

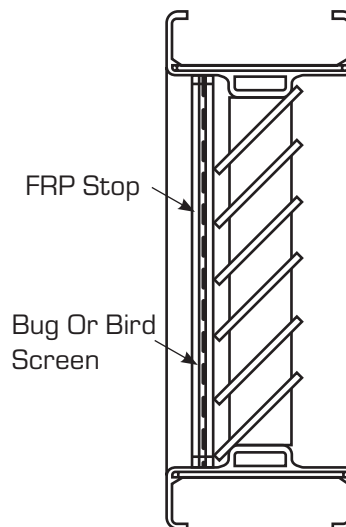


Vertical Center Mullion
Post Required When
Inside Width Greater
Than 3 Feet

WALL LOUVER SECTION



WALL LOUVER SECTION WITH BUG/BIRD SCREEN



FRP FIXED WALL LOUVER

GENERAL

Fiberglass fixed wall louver shall be constructed from pultruded FRP component parts. The slats shall be attached to the frame by means of resin bonding.

FRAMES

A standard pultruded frame section, 5-3/4" x 2", is constructed to have four (4) sides with factory assembled 45° mitered corners.

BUG/BIRD SCREEN

Standard fiberglass bug screen or optional bird screen is available as shown above. Type and size should be specified at time of order.

Fasteners shall be stainless unless otherwise approved prior to construction.

An Anchoring System, suited for the wall condition, will be selected prior to construction of the units so as to ensure ease of installation.