


FRP **'POLYFIRE'**TM FIRE DOORS AND FRAMES
250° TEMPERATURE RISE FIBERGLASS FIRE DOORS
TECHNICAL FACT SHEET 10-21



TESTED IN ACCORDANCE WITH
ASTM E - 152/UL 10C



In accordance with a continuing program of product research and development, CORRIM reserves the right to change design and/or details of its products without notice. All details, drawings, and dimensions are accurate for estimating purposes at the time of publication. Specific information for job details and drawings should be obtained from CORRIM offices or distributors.

CORRIM

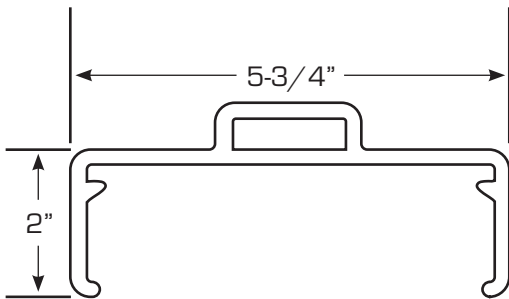
1870 Stillman Drive Oshkosh, WI 54901-1010
Phone: 920-231-2000 • Fax: 920-231-2238
www.corrim.com • info@corrim.com

UL 30 - 90 MINUTE FRP 'POLYFIRE'TM DOORS AND FRAMES

Doors and frames shall be furnished by CORRIM in strict accordance with the procedures approved. Installation shall be by the general contractor in strict accordance with the manufacturer's directions. All fire doors required to be installed in a UL labeled frame, which shall have a UL label that must not be removed.

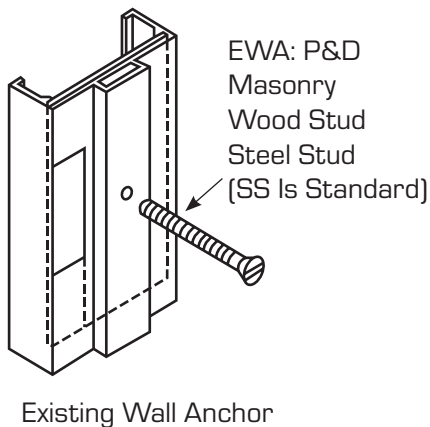
- Mineral Core
- Polyurethane, Gelcoat or Primed finish available
- Smooth or Pebble facesheets available
- Stiles and rails fabricated from pultruded fire retardant FRP materials

UL 30 - 90 MINUTE FRP FRAMES

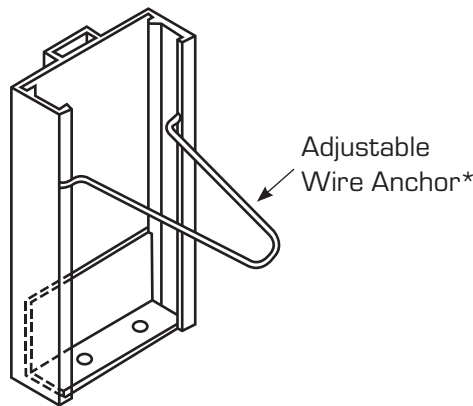


- No Mortar Filling Necessary For Label
- Strong, Pultruded Profile
- Available 5-3/4" x 2"
- Finished To Match Door
- Florida Building Code (FBC) Approved For Single Openings
- Intumescent Seal (Included for Field Install)

ANCHOR DETAILS + NEW STUD



Existing Wall Anchor



Universal FRP Sill Anchor

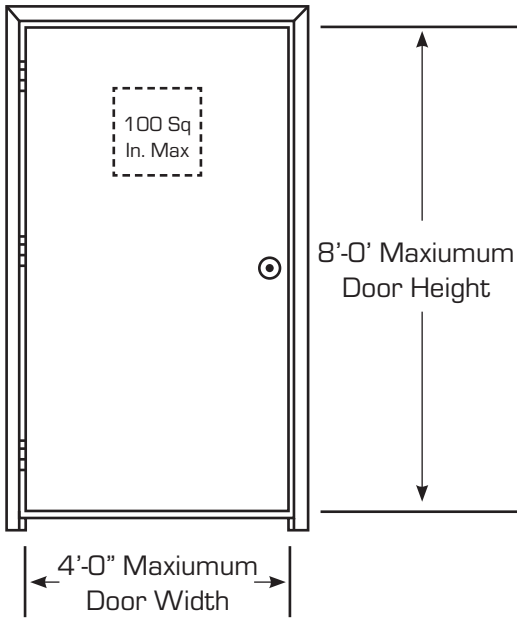
* (If SS is Required Consult Factory)

UL 30-90 MINUTE AVAILABLE DOOR OPTIONS

- MVF's Finished To Match Doors
- Astragals and Metal Edges Finished To Match Doors
- Stainless Steel MVF's, Astragals and Metal Edges
- Metal Edges In Lieu Of A Metal Astragal For Surface Vertical Rod Exit Devices
- UL Listed Glass (Consult Factory)
- Fusible Link Louvers
- Applied Moulding
- Viewers (1/2" Maximum)

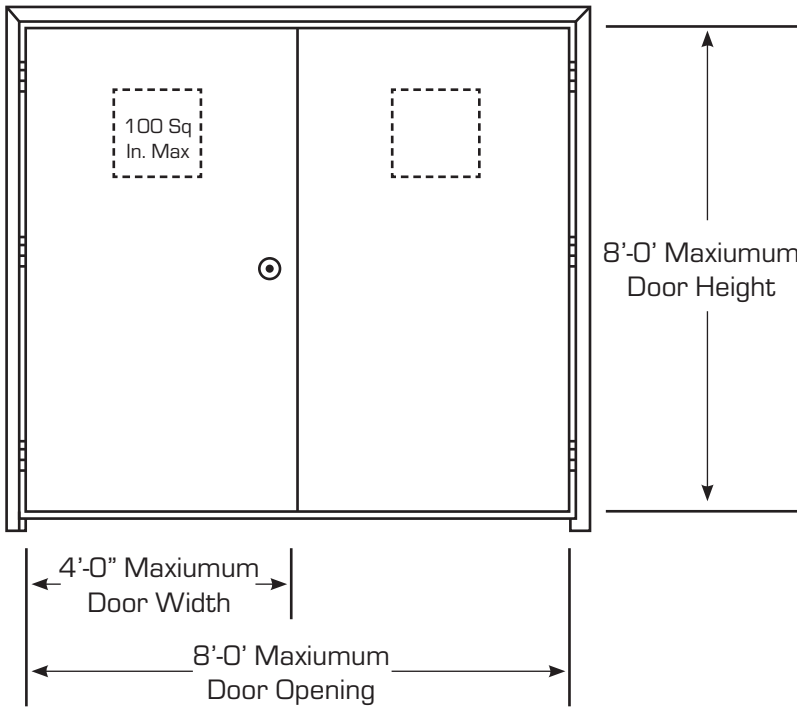
Please see back cover for 20 minute door and frame options

UL 90 MINUTE FIRE-RATED FRP DOORS AND FRAMES



- Beveled Lock Edge
- Intumescent Seal Applied To Bottom Door Edge
- Continuous Hinge: Throughbolted Full Surface or Half Surface
- Full Mortise Hinges 4-1/2" & 5" Standard or Heavyweight
- Gov. 161 Cylinder Lock 2-3/8", 2-3/4" or 5" Backset
- Gov. 86 Mortise Lock
- Cylinder Deadlock
- Rim Exit Device
- Mortise Exit Device
- Surface Vertical Rod Exit Device
- Throughbolted Surface Closer
- Power Transfer/Raceways
- Florida Building Code (FBC) Approved
- Frame Intumescent Seal (Included for Field Instal)

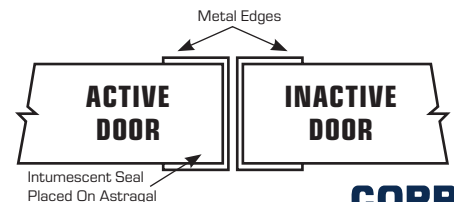
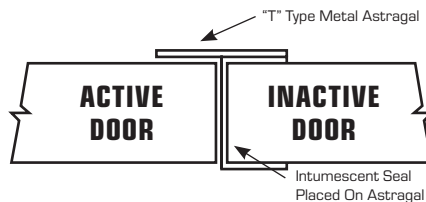
UL 90 MINUTE FIRE-RATED FRP DOUBLE DOORS AND FRAMES



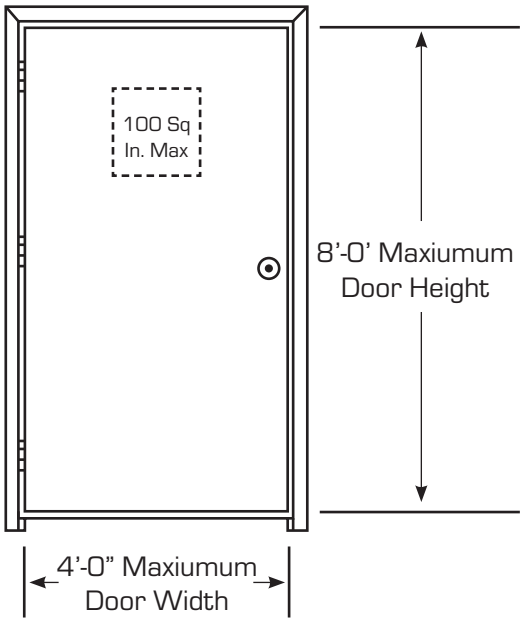
- Frame & Meeting Stile Intumescent Seal
- Beveled Lock Edge On Active(s)
- Intumescent Seal Applied To Bottom Door Edges
- Full Mortise Hinges 4-1/2" & 5" Standard or Heavyweight
- Gov. 161 Cylinder Lock 2-3/8", 2-3/4" or 5" Backset
- Gov. 86 Mortise Lock
- Cylinder Deadlock
- Surface Bolts
- Manual or Automatic Flushbolts
- Throughbolted Surface Closer
- Power Transfer/Raceways/ Electric Strike
- Exit Devices:
 - Surface Vertical Rod / Surface Vertical Rod
 - Surface Vertical Rod / Mortise

- Astragal Required On Pairs With A Lock And Flushbolt or Surface Bolts and Surface Vertical Rod/Mortise

- Metal Edges Required On Pairs With Surface Vertical Rod/Surface Vertical Rod Combination

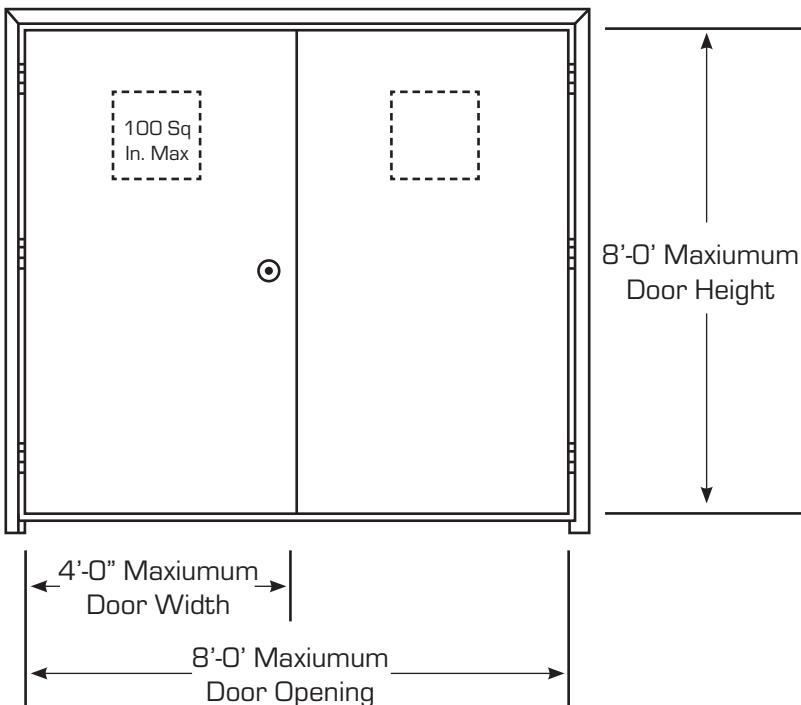


UL 60 MINUTE FIRE-RATED FRP DOORS AND FRAMES



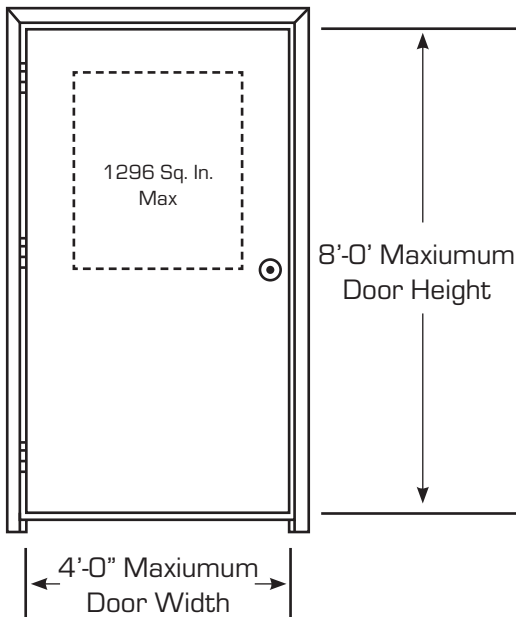
- Frame Intumescent
- Beveled Lock Edge
- Intumescent Seal Applied To Bottom Door Edge
- Full Mortise Hinges 4-1/2" & 5" Standard or Heavyweight
- Gov. 161 Cylinder Lock 2-3/8", 2-3/4" or 5" Backset
- Gov. 86 Mortise Lock
- Cylinder Deadlock
- Rim Exit Devices
- Mortise Exit Devices
- Surface Vertical Rod Exit Device
- Throughbolted Surface Closer
- Power Transfer/Raceways
- Florida Building Code (FBC) Approved

UL 60 MINUTE FIRE-RATED FRP DOUBLE DOORS AND FRAMES



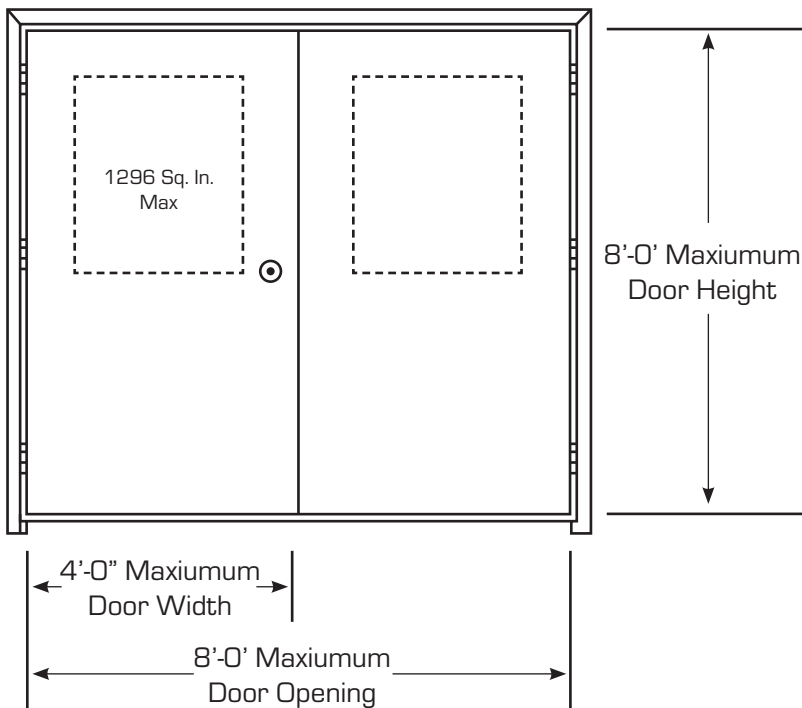
- Frame & MFG Stile Intumescent
- Beveled Lock Edge On Active(s)
- Intumescent Seal Applied To Bottom Door Edges
- Astragal or Metal Edges Not Req'd
- Full Mortise Hinges 4-1/2" & 5" Standard or Heavyweight
- Gov. 161 Cylinder Lock 2-3/8", 2-3/4" or 5" Backset
- Gov. 86 Mortise Lock
- Cylinder Deadlock
- Surface Bolts
- Manual or Automatic Flushbolts
- Throughbolted Surface Closer
- Power Transfer/Raceways/Electric Strike
- Exit Devices:
 - Surface Vertical Rod / Surface Vertical Rod
 - Surface Vertical Rod / Mortise

UL 30 AND 45 MINUTE FIRE-RATED FRP DOORS AND FRAMES



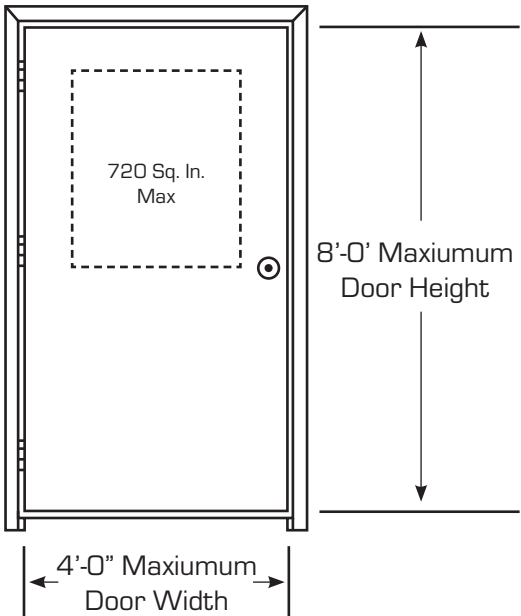
- Frame Intumescent
- Beveled Lock Edge
- Intumescent Seal Applied To Bottom Door Edge
- Full Mortise Hinges 4-1/2" & 5" Standard or Heavyweight
- Gov. 161 Cylinder Lock 2-3/8", 2-3/4" or 5" Backset
- Gov. 86 Mortise Lock
- Cylinder Deadlock
- Rim Exit Devices
- Mortise Exit Devices
- Surface Vertical Rod Exit
- Throughbolted Surface Closer
- Power Transfer/Raceways
- Florida Building Code (FBC) Approved

UL 30 AND 45 MINUTE FIRE-RATED FRP DOUBLE DOORS AND FRAMES



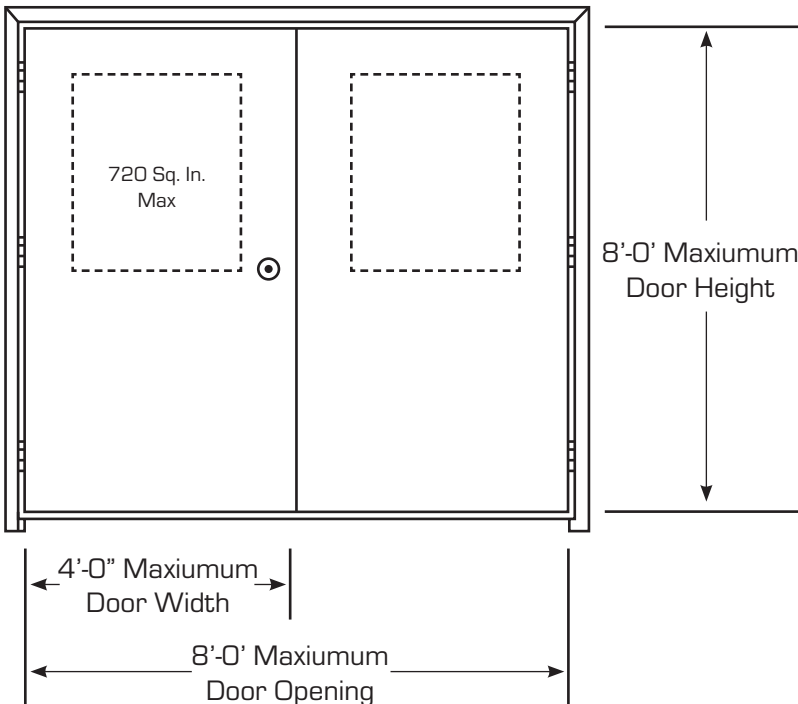
- Frame & MTG Stile Intumescent
- Beveled Lock Edge On Active(s)
- Intumescent Seal Applied To Bottom Door Edges
- Full Mortise Hinges 4-1/2" & 5" Standard or Heavyweight
- Gov. 161 Cylinder Lock 2-3/8", 2-3/4" or 5" Backset
- Gov. 86 Mortise Lock
- Cylinder Deadlock
- Surface Bolts
- Manual or Automatic Flushbolts
- Throughbolted Surface Closer
- Power Transfer/Raceways/
Electric Strike
- Exit Devices:
- Surface Vertical Rod / Surface Vertical Rod
- Surface Vertical Rod / Mortise
- Astragal or Metal Edge not Req'd

UL 20 MINUTE FIRE-RATED FRP DOORS AND FRAMES



- 5-3/4" x 2" Frame
- Beveled Lock Edge
- Full Mortise Hinges 4-1/2" & 5" Standard or Heavyweight
- Gov. 161 Cylinder Lock 2-3/8", 2-3/4" or 5" Backset
- Gov. 86 Mortise Lock
- Cylinder Deadlock
- Rim Exit Devices
- Mortise Exit Devices
- SV Rod Exit
- Surface Closer
- Power Transfers/Raceways/Electric Strike
- Florida Building Code (FBC) Approved
- Intumescent Seal Not Req'd

UL 20 MINUTE FIRE-RATED FRP DOUBLE DOORS AND FRAMES



- 5-3/4" x 2" Frame
- Beveled Lock Edge On Active(s)
- Full Mortise Hinges 4-1/2" & 5" Standard or Heavyweight
- Gov. 161 Cylinder Lock 2-3/8", 2-3/4" or 5" Backset
- Gov. 86 Mortise Lock
- Cylinder Deadlock
- Surface Bolts
- Surface Closer
- Power Transfers/Raceways Electric Strike
- Manual or Automatic Flushbolts
- Exit Devices:
 - Surface Vertical Rod / Surface Vertical Rod
 - Surface Vertical Rod / Mortise
- Intumescent Seal Not Req'd
- Astragal or Metal Edges Are Required (Same as UL 90)

UL 20 MINUTE AVAILABLE OPTIONS

- Smooth or Pebble Face Sheets
- Urethane Foam or Balsa Core
- Modified Depth 4" to 12"
- 4" Frame Header
- Factory Assembled & Resin Bonded Miter
- UL Listed Glass (Consult Factory)
- Fusible Link Louvers
- Applied Moulding
- Viewers (1/2" Maximum)
- Full Anchor Selection