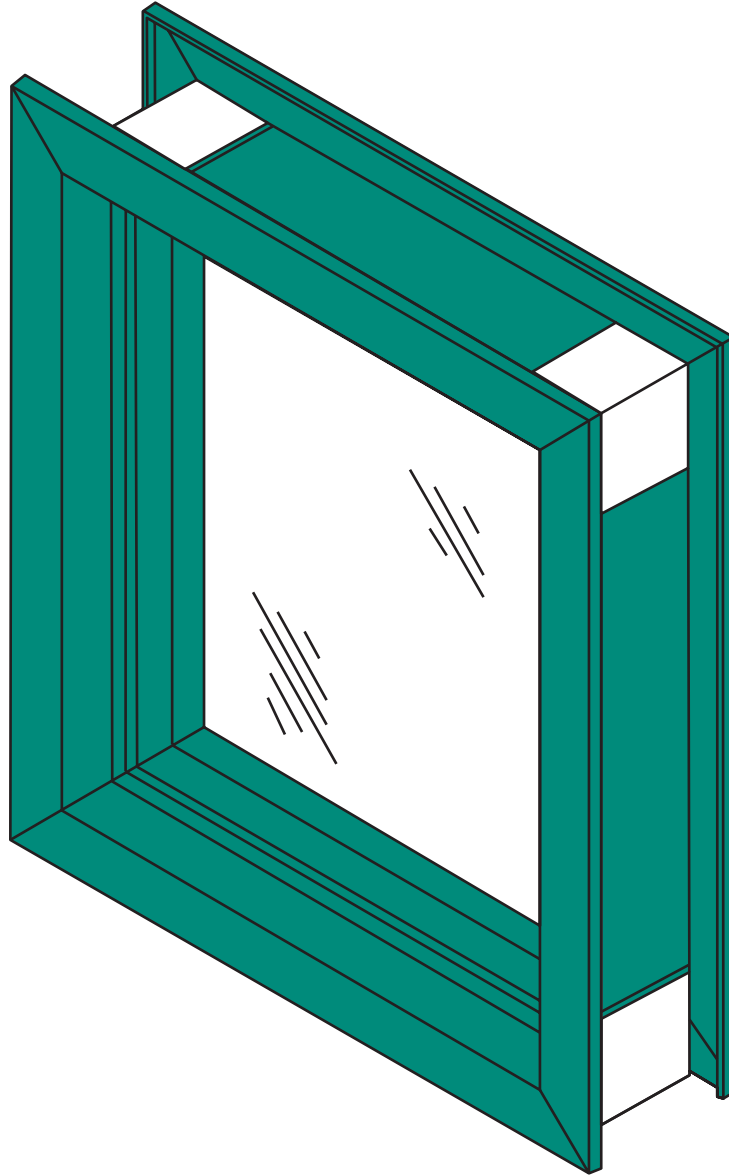


FRP FIXED WINDOW FRAME

TECHNICAL FACT SHEET 40-21

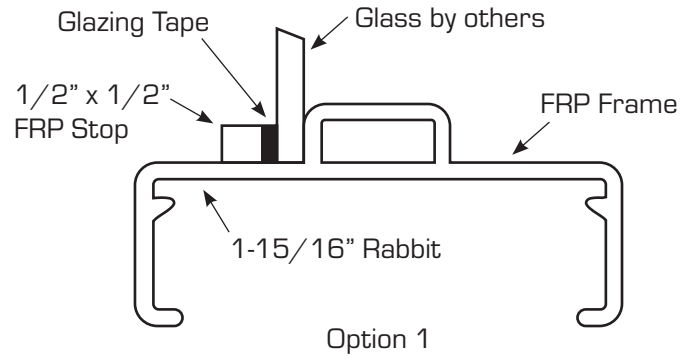
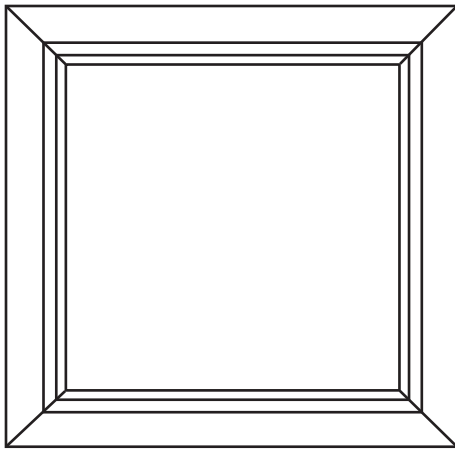


In accordance with a continuing program of product research and development, CORRIM reserves the right to change design and/or details of its products without notice. All details, drawings, and dimensions are accurate for estimating purposes at the time of publication. Specific information for job details and drawings should be obtained from CORRIM offices or distributors.

CORRIM

1870 Stillman Drive Oshkosh, WI 54901-1010
Phone: 920-231-2000 • Fax: 920-231-2238
www.corrim.com • info@corrim.com

TYPICAL GLAZING



FRP FIXED WINDOW FRAME

GENERAL

Fiberglass Fixed Window Frame shall be constructed from pultruded FRP material. The glass shall be attached to the frame by means of accessories, as specified at time of order. Glass is not normally provided. Stops, screws and anchors are provided as part of the assembly.

FRAMES

A standard pultruded frame section, 5-3/4" x 2", is constructed to have four (4) sides with 45° knock down mitered corners.

GLAZING

Options 1: Single glazed option

Limited factory glazing is available.

Fasteners shall be stainless unless otherwise approved prior to construction.

An Anchoring System, suited for the wall condition, will be selected prior to construction of the units so as to ensure ease of installation.